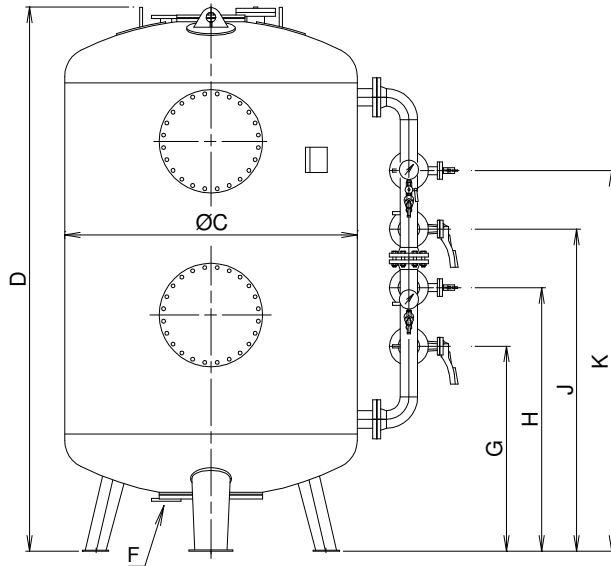


PRESSURE FILTERS TYPE TF MODULES 10-40

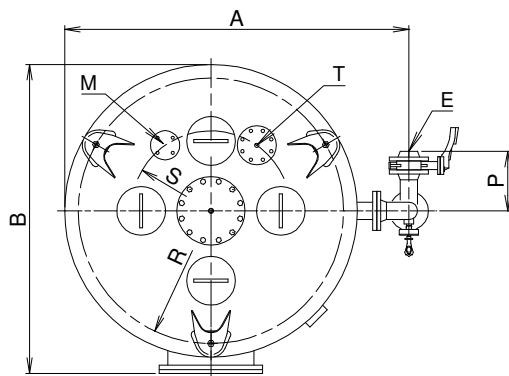
DIMENSIONED SKETCH
B2A-41C/15

With CE marking
With inside coating

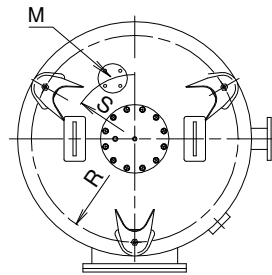


Tank and pipe system

- Manufactured according to the Pressure Equipment Directive (PED)
- Outside coated with plastic enamel
- Inside coated according to the water treatment process



MODULE 25-40



MODULE 10-20

MODULE	A ±20 mm	B ±10 mm	C ±5 mm	D ±25 mm	E ** DN	F * DN	G ±10 mm	H ±10 mm	J ±10 mm	K ±10 mm	M * DN	P ±5 mm	R ±5 mm	S ±5 mm	T * DN
10	1150	1020	900	2640	65	40	1050	1350	1650	1950	40	295	380	270	
12	1250	1120	1000	2665	65	40	1050	1350	1650	1950	40	295	430	270	
14	1350	1220	1100	2685	65	40	1050	1350	1650	1950	40	295	480	300	
17	1470	1320	1200	2740	80	40	1050	1350	1650	1950	40	305	530	330	
20	1570	1420	1300	2750	80	40	1050	1350	1650	1950	40	305	580	360	
25	1770	1620	1500	2790	80	40	1050	1350	1650	1950	40	305	680	410	80
30	1900	1720	1600	2800	100	40	1050	1350	1650	1950	40	320	690	440	80
35	2000	1820	1700	2830	100	40	1050	1350	1650	1950	40	320	735	470	80
40	2100	1920	1800	2850	100	40	1050	1350	1650	1950	40	320	780	500	80

* = flange DIN 2576B

** = counterflange DIN 2633 for pipe connection. Steel or plastic (specified when ordering).